


## LRR



Secret Garden

- Week 1: To understand what they read by checking that the book makes sense to them and discussing their understanding.
- Week 2: To explore the meaning of words in context.
- Week 3: To predict what might happen from details stated and implied.
- Week 4: To draw inferences such as inferring characters' feelings, thoughts, and motives from their actions, and justifying inferences with evidence.
- Week 5: To draw inferences such as inferring characters' feelings, thoughts, and motives from their actions, and justifying inferences with evidence.
- Week 6: To summarise the main ideas drawn from more than one paragraph and identify key details which support this.
- Week 7: To identify and discuss themes and conventions in and across a range of writing.

## ENGLISH

- Adventure story writing Week 1 – 4 Cosmic Week 5-7 Borrowers
- Week 1- draft and write by: in narratives, describing settings, characters and atmosphere and integrating dialogue to convey character and advance the action.
  - Week 2 - using expanded noun phrases to convey complicated information concisely.
  - Week 3 Assessment week
  - Week 4- evaluate and edit by: performing own compositions, using appropriate intonation, volume, and movement so that meaning is clear.
  - Week 5 - draft and write by: selecting appropriate grammar and vocabulary, understanding how such choices can change and enhance meaning
  - Week 6 – using semicolons, colons or dashes to mark boundaries between independent clauses.
  - Week 7 – evaluate and edit by: proposing changes to vocabulary, grammar and punctuation to enhance effects and clarify meaning

## PE

- PE - Tag Rugby
- Week 1 – To be able to improve the handling of the ball.
  - Week 2 – To be able to pass and receive on the move.
  - Week 3 – To practice getting passed an opponent.
  - Week 4 – To develop an understanding of the rules of Tag rugby.
  - Week 5/6 - Gameplay – To participate in a competitive game of tag rugby where the children will implement the skills/knowledge they have learnt

## MUSIC

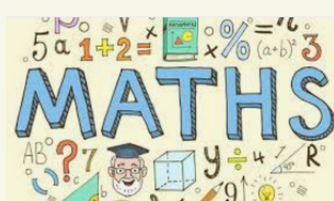
1. To use dot notation to show higher and lower pitch.
2. To begin to play melodies following staff notation using a small range D – C as a whole class
3. To practice playing melodies following staff notation using a small range from D – C as a whole class
4. To play melodies following staff notation using a small range D – C in small groups.
5. To perform melodies following staff notation using a small range D – C in small groups

## SCIENCE

- Science – Living things and their habitats
- Lesson 1: To research and record the stages in the life cycle of a living thing.
  - Lesson 2: To describe the growth of a living thing.
  - Lesson 3: To describe the changes as humans develop to old age.
  - Lesson 4: To describe the life process of reproduction in some plants and animals.
  - Lesson 5: To present data that has been collected over time, exploring causal relationships.
  - Lesson 6: To identify scientific evidence that has been used to support or refute ideas or arguments. (JANE GOODALL)

## MATHS

- Week 1: Fractions. Decimals and percentages
- Week 2: Measurement
- Week 3: Assessment Week
- Week 4 and 5: Geometry
- Week 6: Four operations
- Week 7: Statistics




## GERMAN

- GOING TO THE SEASIDE
- LESSON 1: TO DESCRIBE PLAY AND SPORTS.
  - LESSON 2: TO DESCRIBE EATING AND FOODS.
  - LESSON 3: TO DESCRIBE WHAT WE ARE WEARING AND BEACH CLOTHES.
  - LESSON 4 AND 5: TO WRITE TWO OR THREE SENTENCES AS A PERSONAL RESPONSE USING REFERENCE MATERIALS.

## GEOGRAPHY

- Exploring Scandanavia?
- Lesson 1: To know the location of Scandinavia.
  - Lesson 2 : To know that the climate is different in different locations on Earth. (Overlearning)
  - Lesson 3: To know the climate and weather in Norway.
  - Lesson 4: To know some of the key physical features of Scandinavia.
  - Lesson 5: To know about and describe the human geography of Scandinavia.
  - Lesson 6: To know about the human geography of Scandinavia.
  - Lesson 7: To be able to compare a UK area (Telford) to a Scandinavian area (Norway).



## RE

- To understand how a person may help others in difficult situations.
  - To understand the significance of the bread and wine in the last supper.
  - To know why Christians believe Jesus' death was important.
  - To reflect on whether I agree with Christian beliefs about Jesus' death.
- I understand how to show love and gratitude to people who are special to me.

## PSHE- CHANGING ME

- Week 1: Self and Body image
- Week 2: Puberty for girls
- Week 3: Puberty for boys
- Week 4: Conception
- Week 5 and 6: Looking ahead



## ICT

- Video Production
- Lesson 1: To explain what makes a video effective.
  - Lesson 2: To use a digital device to record video.
  - Lesson 3: To capture video using a range of techniques.
  - Lesson 4: To create a storyboard.
  - Lesson 5: To identify that video can be improved through reshooting and editing.
  - Lesson 6: To consider the impact of the choices made when making and sharing a video.

## DESIGN AND TECHNOLOGY

- Lesson 1: To look at the work of an artist. (Andre Wallace – Thomas Telford)
- Lesson 2: To plan a sculpture through drawing and other preparatory work (include texture that conveys feelings, expression or movement).
- Lesson 3 and 4: To create and combine shapes to create recognisable forms. To use clay and other mouldable materials.
- Lesson 5: To add materials to provide interesting detail.
- Lesson 6: To share and evaluate my piece of work in our class gallery.

